



RELEASE DATE: 05.12.2022

HOURS: 10:00

NUMBER: 45800

Consumer Price Index, November 2022

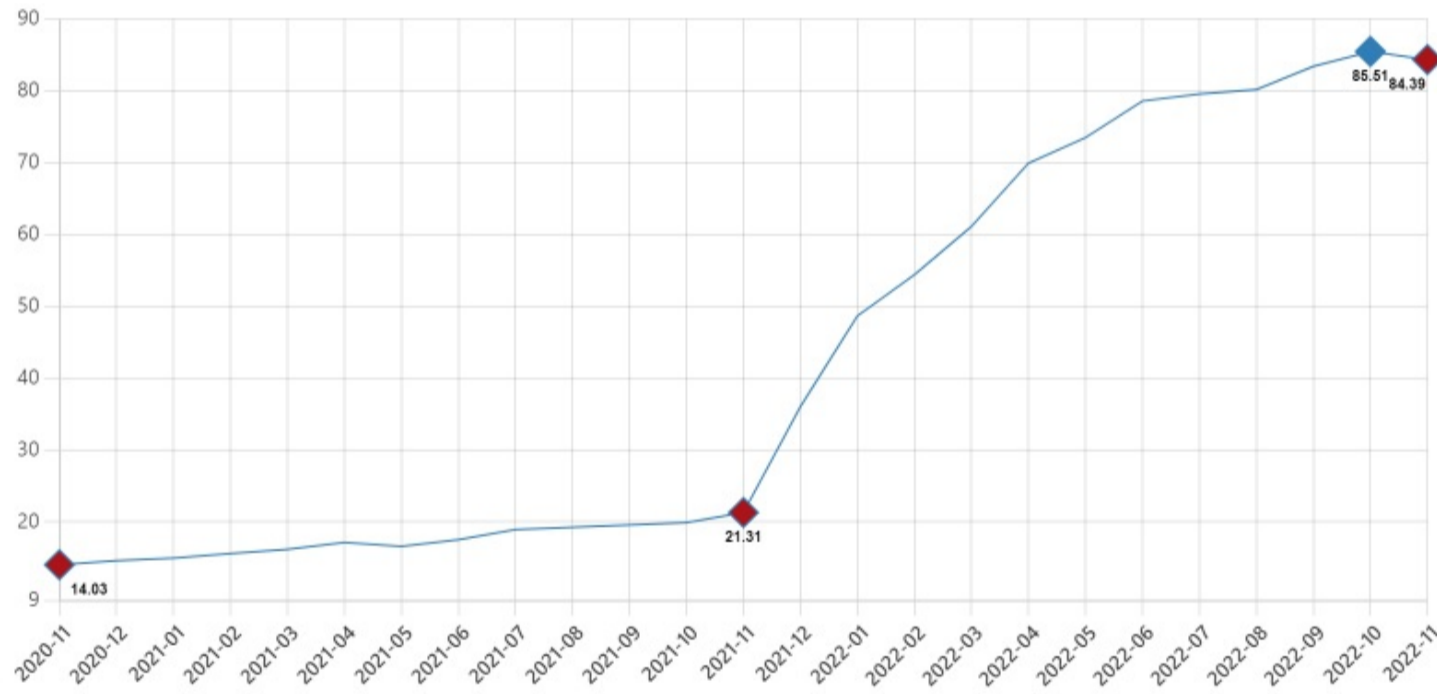
Consumer price index (CPI) realized as 84.39% annually and 2.88% monthly

A change in general index was realized in CPI (2003=100) on the previous month by 2.88%, on December of the previous year by 62.35%, on same month of the previous year by 84.39% and on the twelve months moving averages basis by 70.36% in November 2022.

Rate of changes in CPI (%), November 2022

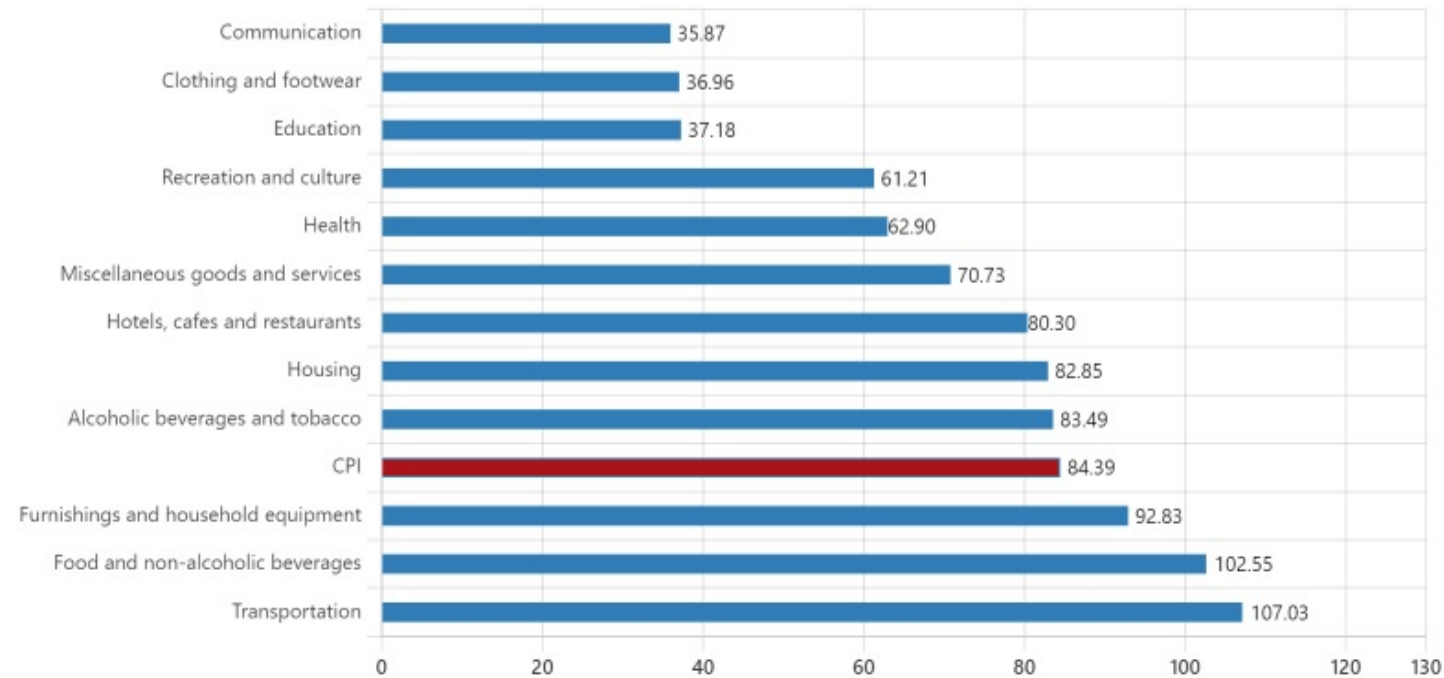
	November 2022	November 2021	November 2020
Monthly rate of change	2.88	3.51	2.30
Rate of change on December of the previous year	62.35	19.82	13.19
Annual rate of change	84.39	21.31	14.03
Rate of change in 12 months moving averages	70.36	17.71	12.04

Annual rate of changes in CPI (%), November 2022



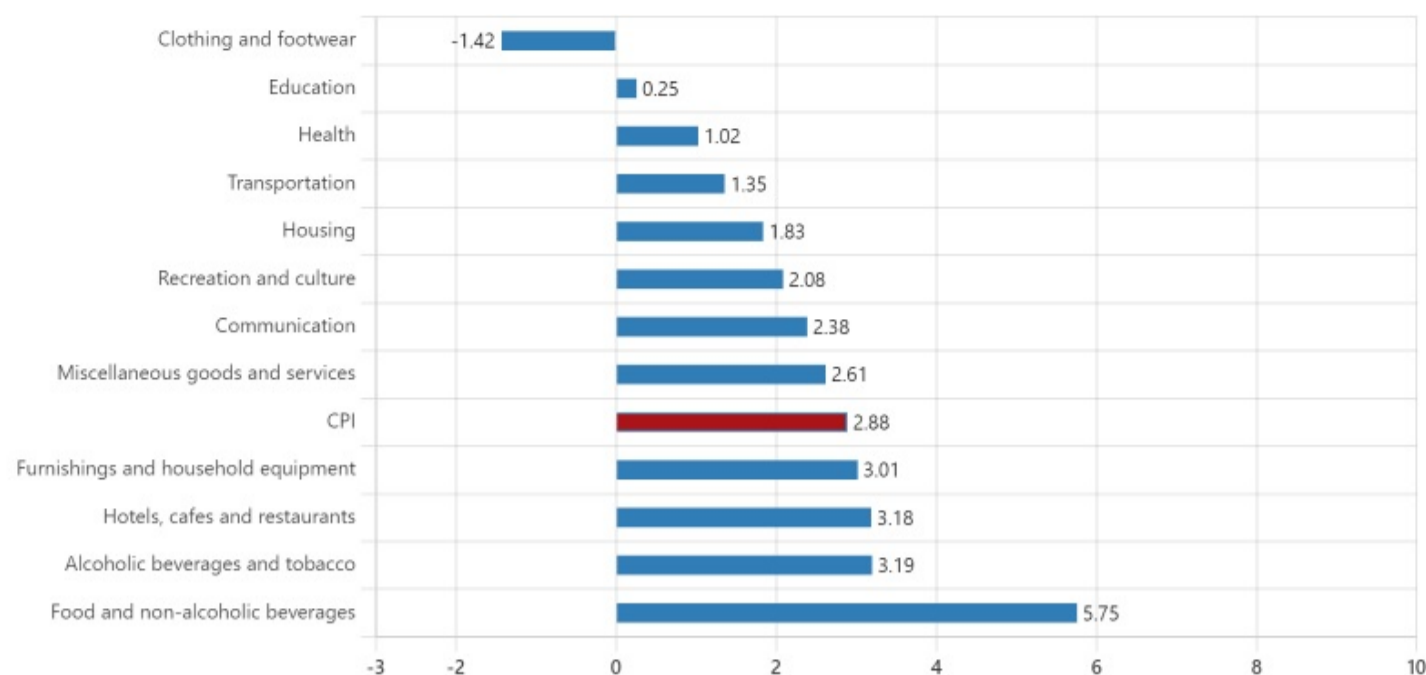
Communication with 35.87% was the main group that indicated the lowest annual increase. On the other hand, transportation with 107.03% was the main group where the highest annual increase realized.

CPI annual rate of changes in main groups (%), November 2022



In November 2022, clothing and footwear with -1.42% was the main group that indicated the lowest monthly increase. On the other hand, food and non-alcoholic beverages with 5.75% was the main group where the highest monthly increase realized (indices, weights and rate of changes (%) by main expenditure groups are given in the Table-1).

CPI monthly rate of changes in main groups (%), November 2022



In November 2022, within indices of 144 basic headings (Classification of Individual Consumption by Purpose-COICOP 5 Digit Level) in the index, the index of 17 basic headings decreased and the index of 8 basic headings remained unchanged while the index of 119 basic headings increased.

The indicator for CPI having specified coverage (B) realized as 76.18% annually and 2.73% monthly

A change in CPI excluding unprocessed food, energy, alcoholic beverages, tobacco and gold was realized in CPI (2003=100) on the previous month by 2.73%, on December of the previous year by 54.68%, on same month of the previous year by 76.18% and on the twelve months moving averages basis by 61.31% in November 2022.

Indicators for the CPIs having specified coverages (%), November 2022

Group	Coverage	Rate of changes (%)				Index
		Monthly	On December of the previous year	Annual	In 12 months moving averages	
A	CPI excluding seasonal products	2.81	63.76	87.02	73.04	1 184.74
B	CPI excluding unprocessed food, energy, alcoholic beverages, tobacco and gold	2.73	54.68	76.18	61.31	932.76
C	CPI excluding energy, food and non-alcoholic beverages, alcoholic beverages, tobacco and gold	1.88	49.17	68.91	55.91	837.97
D	CPI excluding unprocessed food, alcoholic beverages and tobacco	2.47	61.0	82.59	69.05	1 025.73
E	CPI excluding alcoholic beverages and tobacco	2.87	62.23	84.43	70.67	1 087.49
F	CPI excluding administered and directed prices	3.13	58.58	82.69	70.98	1 103.62

The next release on this subject will be on January 03, 2023.