



Arab Republic of Egypt
Ministry of Communications
and Information Technology

ICT Indicators Bulletin

December 2019 | Quarterly Issue



ICT Sector's Infrastructure Indicators

The ICT Sector's Role in Development

Indicators in Brief

Data Item	Unit	October - December 2018	July - September 2019	October - December 2019	Quarterly Growth Rate (%)	Annual Growth Rate (%)
ICT Sector: Infrastructure Indicators						
Mobile Subscriptions	Million	93.78	94.90	95.34	0.47	1.66
Mobile Penetration *	%	95.50	95.38	95.38	0.00	-0.12
Fixed Line Subscriptions	Million	7.87	8.42	8.76	3.98	11.37
Fixed Line Penetration *	%	7.59	7.60	7.70	0.10	0.11
Mobile Internet Subscriptions	Million	35.06	38.17	39.00	2.19	11.23
USB Modem Subscriptions	Million	3.21	3.56	3.60	1.24	12.06
ADSL Subscribers	Million	6.53	7.12	7.30	2.54	11.7
International Internet Bandwidth	Gbps	2,397.07	2,576.30	2,565.78	-0.41	7.04
Number of Post Offices	Post Office	3973	3981	3982	0.03	0.23
ICT Sector's Role in Development						
Capacity Building Program Provided by ITIDA	Thousand Graduates	23,13	24,34	24,93	2.43	7.78

* Growth rates are calculated as per the difference between penetration rates in different time intervals.

■ The number of internet users reached 40.9 Million, with 48% penetration rate, according to "ICT access and use by households and individuals 2018/2019".

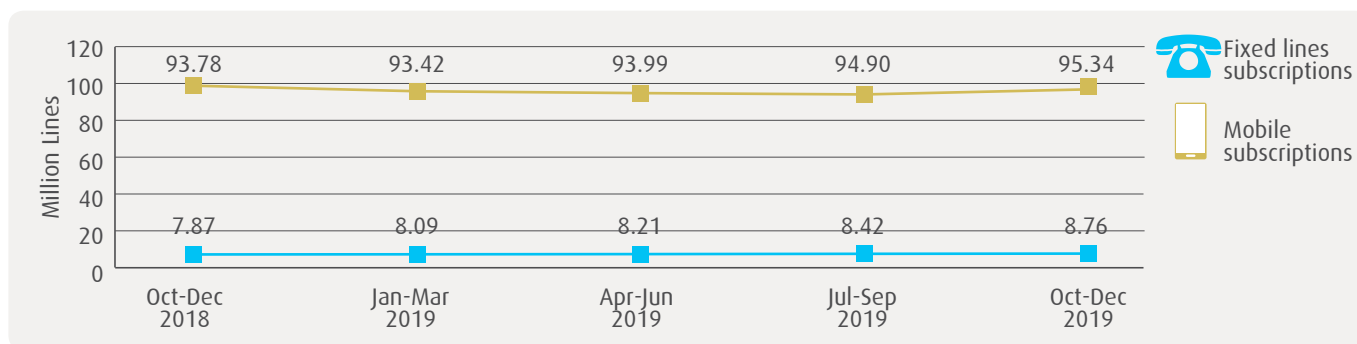
ICT Sector's Infrastructure Indicators

- Mobile subscriptions (October - December 2019) : 95.34 million
- Mobile penetration (October - December 2019) : 95.38%
- Fixed line subscriptions (October - December 2019): 8.76 million
- Fixed line subscriptions in urban areas (October - December 2019) : 6.81 million, rural areas 1.95 million.
- Mobile internet users (October - December 2019): 39.00 million .
- USB Modem users (October - December 2019) : 3.60 million users.
- ADSL subscribers (October - December 2019) : 7.30 million.
- International internet bandwidth (October - December 2019):2,565.78 Gbps.
- Number of post offices (October - December 2019): 3982 post offices.
- Number of beneficiaries of pension payment service through post offices (October - December 2019): 5.44 million beneficiary.



Fixed Lines and Mobile Subscriptions

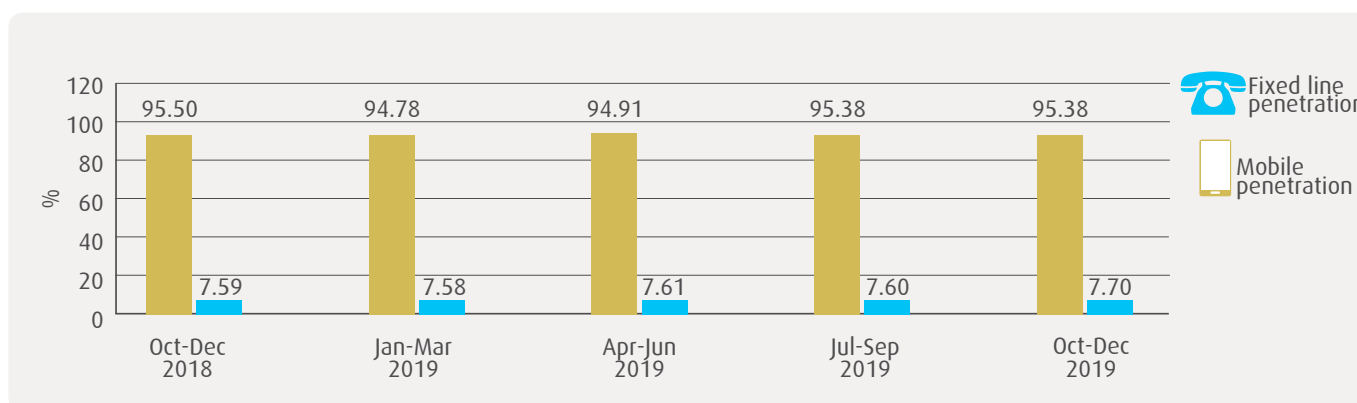
- The number of fixed line and mobile subscriptions was 104.10 million at the end of October - December 2019, compared to 101.65 million at the end of October - December 2018.
- The number of mobile subscriptions was 95.34 million at the end of October - December 2019, compared to 93.78 million at the end of October - December 2018. The mobile subscriptions recorded 92% of the total telephone service.



Source: Ministry of Communications and Information Technology, Telecom Egypt, National Telecom Regulatory Authority

Fixed Line and Mobile Penetration

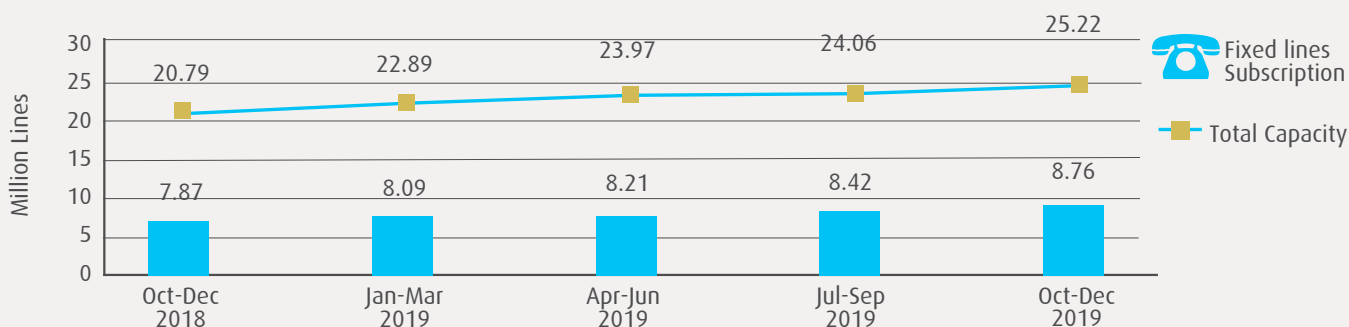
- Mobile penetration reached 95.38% at the end of October - December 2019, compared to 95.50% at the end of October - December 2018, representing an annual change rate of -0.12% . On the other hand, fixed line penetration reached about 7.70% by the end of October - December 2019.



Source: Ministry of Communications and Information Technology, Telecom Egypt, National Telecom Regulatory Authority

Fixed Lines Subscription and Local Exchange Capacity

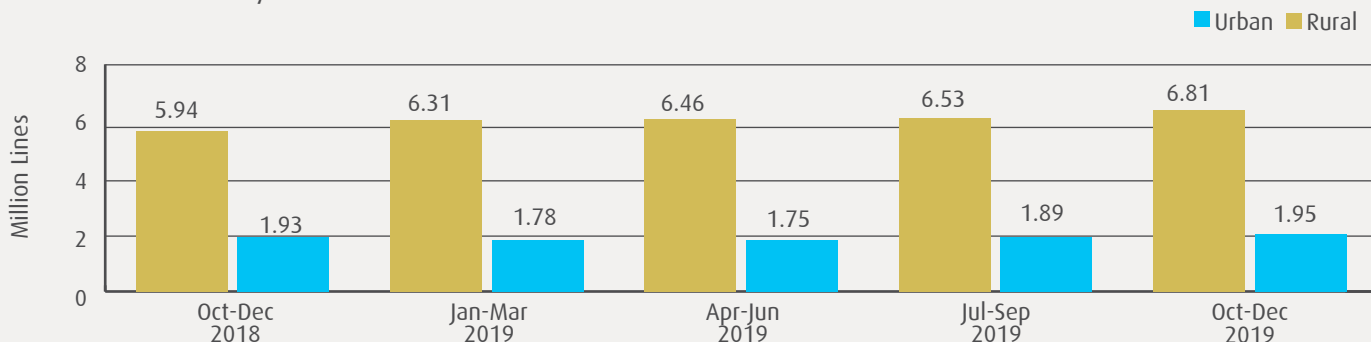
- Total number of fixed line subscriptions reached 8.76 million subscriptions at the end of October - December 2019, compared to 7.87 million subscriptions at the end of October - December 2018.
- The capacity of local exchanges increased to 25.22 million lines at the end of October - December 2019, compared to 20.79 million at the end of October - December 2018. This represents an annual change of 4.44 million lines and an annual change rate of 21.35%.



Source: Ministry of Communications and Information Technology, Telecom Egypt

Fixed Lines Subscription (Urban - Rural)

- The number of fixed line subscribers in urban areas reached 6.81 million subscribers by the end of October - December 2019, compared to 5.94 million subscribers by the end of October - December 2018, while the number of fixed line subscribers in rural areas reached 1.95 million subscribers by the end of October - December 2019, compared to 1.93 million subscribers by the end of October - December 2018

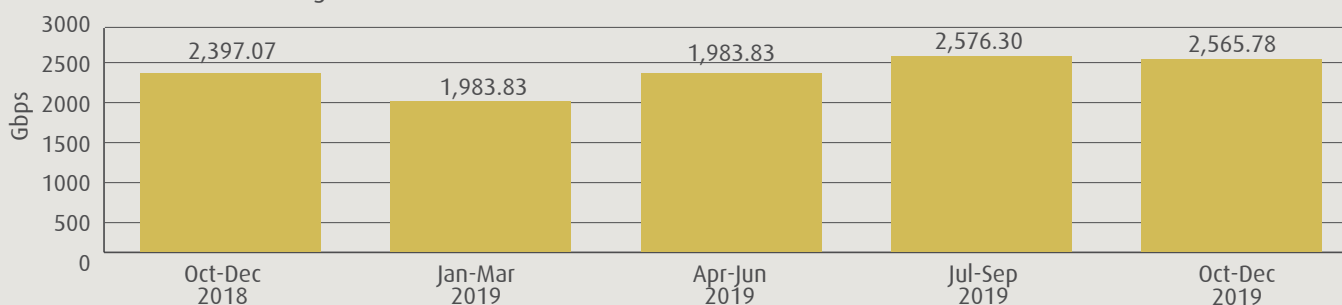


Source: Ministry of Communications and Information Technology, Telecom Egypt



International Internet Bandwidth

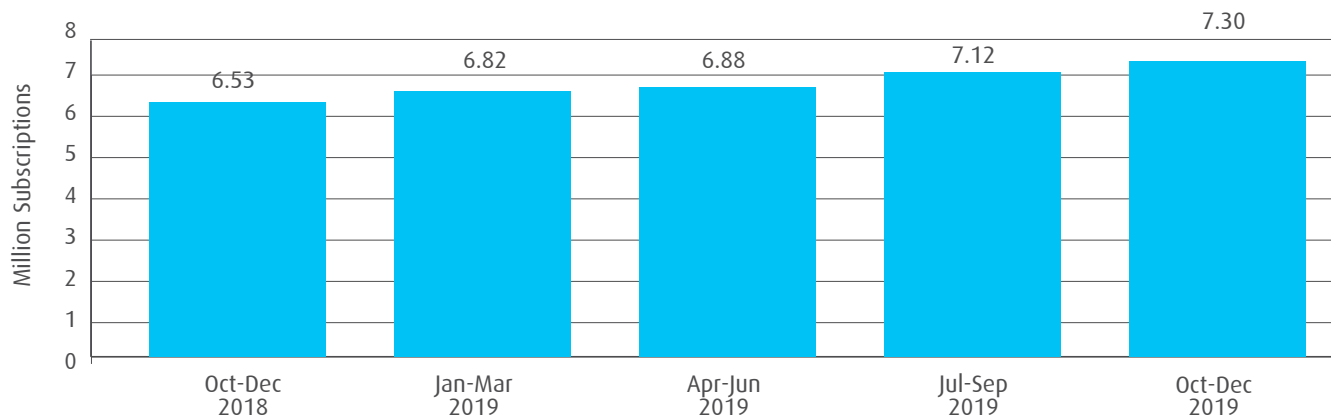
- International internet bandwidth increased to 2,565.78 Gbps at the end of October - December 2019, compared to 2,397.07 Gbps at the end of October - December 2018, representing an annual growth rate of 7.04%.
- The international internet bandwidth per inhabitants reached 25668.11 Bit/sec. per person at the end of October - December 2019, compared to 24409.17 Bit/Sec. per person at the end October - December 2018, with an annual growth rate of 5.16%



Source: Ministry of Communications and Information Technology, National Telecom Regulatory Authority

ADSL Subscriptions

- The number of ADSL subscriptions reached 7.30 million subscriptions by the end of October - December 2019, compared to 6.53 million subscriptions at the end of October - December 2018, with an annual change of 0.76 million and an annual change rate of 11.7 %.

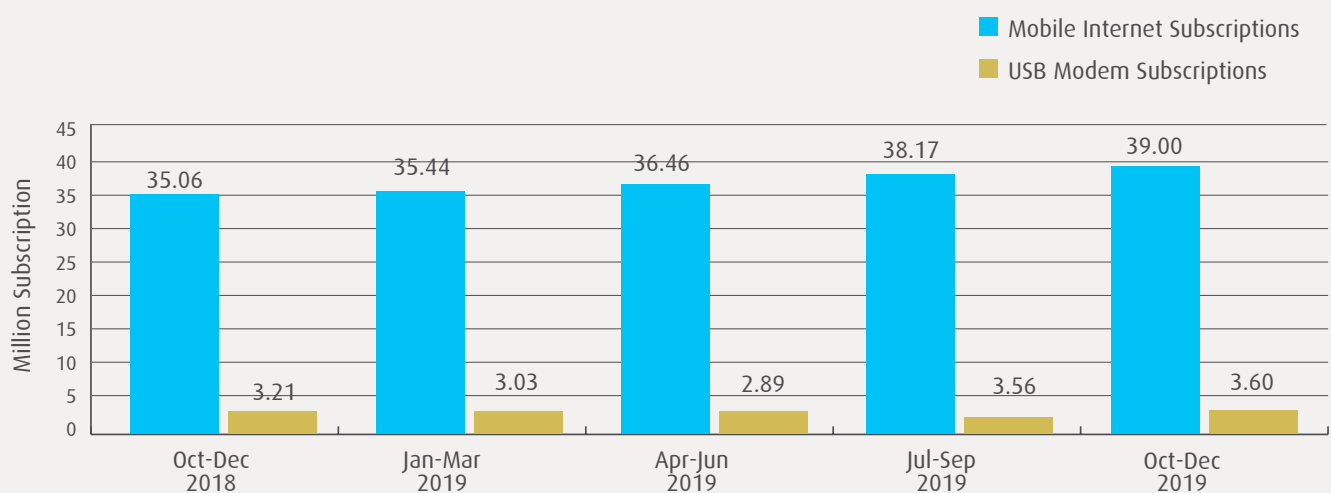


Source: Ministry of Communications and Information Technology, National Telecom Regulatory Authority



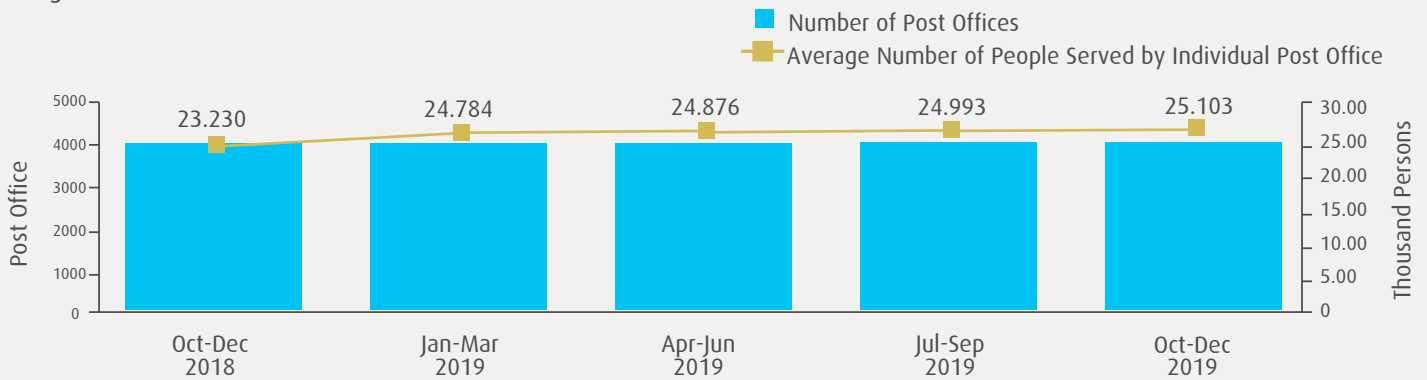
Mobile Internet and USB Modem Subscriptions

- The number of mobile internet subscriptions reached 39.00 million subscriptions by the end of October - December 2019, compared to 35.06 million subscriptions at the end of October - December 2018.
- The number of USB Modem subscriptions reached 3.60 million subscriptions by the end of October - December 2019, compared to 3.21 million subscriptions at the end of October - December 2018.




Source: Ministry of Communications and Information Technology, National Telecom Regulatory Authority

- The total number of post offices increased to 3982 at the end of October - December 2019, compared to 3973 at the end of October - December 2018, reflecting an annual growth rate of 0.23%.
- The average number of people served by individual post offices was 25,103 thousand persons at the end of October - December 2019, compared to 23,230 thousand persons at the end of October - December 2018, representing an annual growth rate of 8.06%.



Source: Ministry of Communications and Information Technology, Egypt Post



Number of Pensions Distributed Through Postal Offices


- The number of beneficiaries of pensions distributed through postal offices increased to about 5.52 million beneficiaries in October - December 2019, compared to 5.71 million beneficiaries in October - December 2018.



Source: Ministry of Communications and Information Technology, Egypt Post

Value of Pensions Distributed Through Postal Office

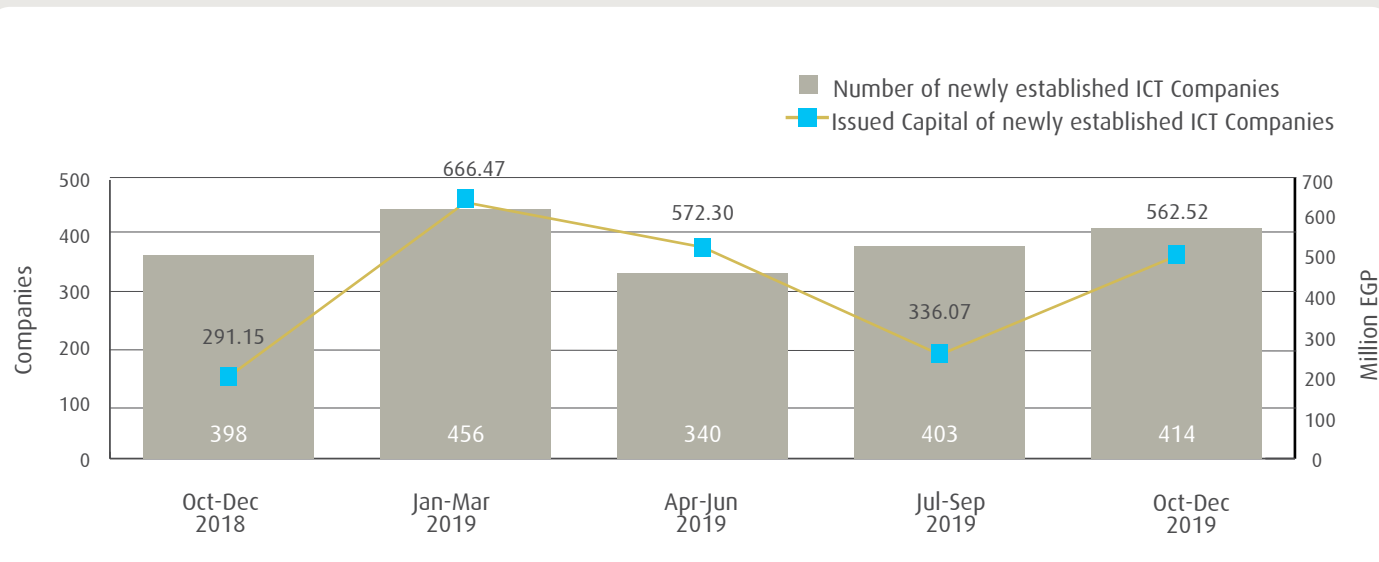
- The value of pensions distributed through postal offices reached 6.88 billion EGP beneficiaries in October - December 2019, compared to 6.68 Billion EGP in October - December 2018.



Source: Ministry of Communications and Information Technology, Egypt Post

Number of Newly Established ICT Companies and Issued Capital

- The number of the newly established ICT companies reached 414 companies in October - December 2019, compared to 398 companies in October - December 2018.
- The number of issued capital of newly established ICT companies reached 562.52 million EGP in October - December 2019, compared to 291.15 million EGP in October - December 2018.

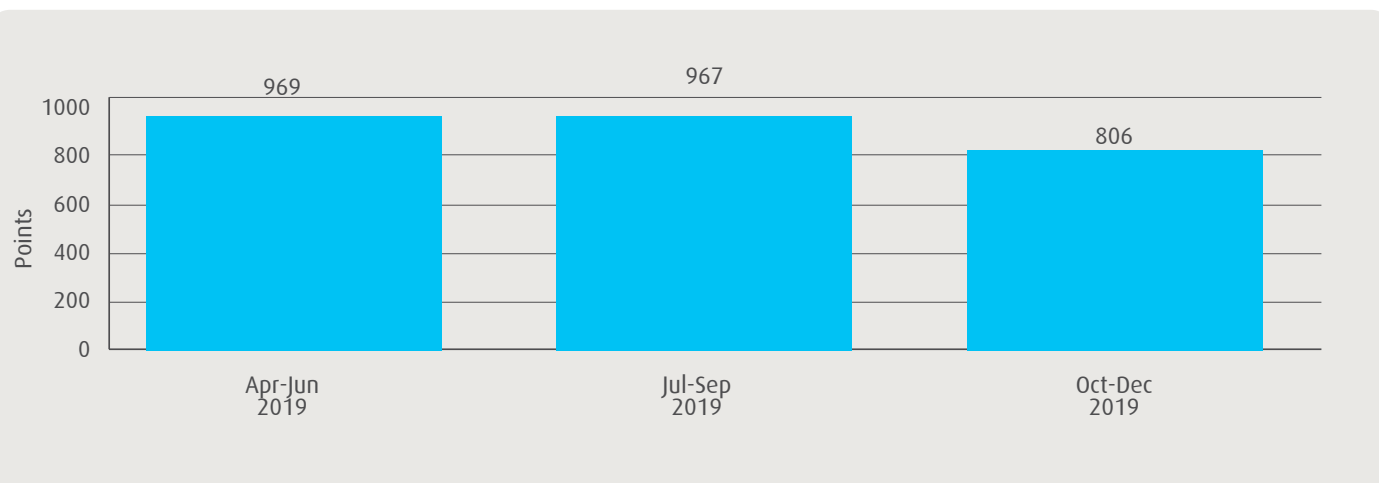


Source: Ministry of Investment, General Authority for Investment, and Free Zones



Egypt's Stock Exchange Telecommunications Index *

- The telecommunications index in Egypt's stock exchange reached 806 points during October - December 2019, compared to 969 points during April - June 2019.



Source: Egypt's Stock Exchange

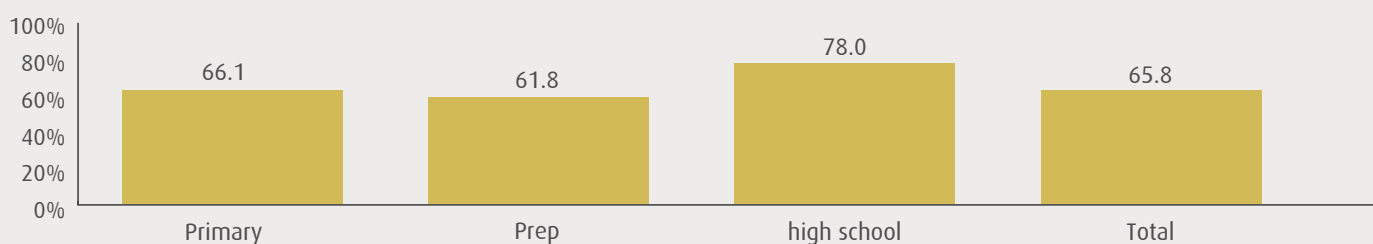
The IT, Media and Communication Services Index includes five companies: Raya Contact Center, Fawry For Banking Technology and Electronic Payment, Egyptian Satellites (NileSat), Egyptian Media Production City and Telecom Egypt.

The ICT Sector's Role in Development

- Proportion of primary schools using internet: 66.1%.
- Proportion of primary schools using computers for educational purposes: 92%.
- Proportion of schools using internet for educational purposes: 25.8%.
- Proportion of teachers using computers: 92.2%
- Proportion of students using computers: 89.8%
- Proportion of students using computers for doing researches and preparing school reports and research papers: 44.5%.
- Number of graduates to receive software training by ITIDA, till September 2019: 24.93 thousand trainees.
- Number of graduates of ITI, till September 2019: 12.18 thousand trainees.

Internet Usage in Schools According to Education Stages

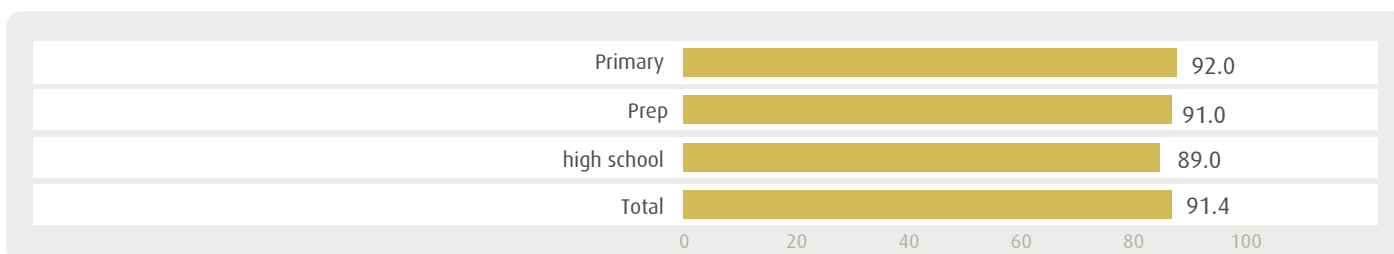
■ The percentage of using the internet in primary schools is 66.1%, in preparatory schools, 61.8% , and in high schools, 78%, whereas the total use in all school stages is 65.8%.



Source: The Ministry of Education 2018-2019

Schools Using Computer for Educational Purposes According to Education Levels

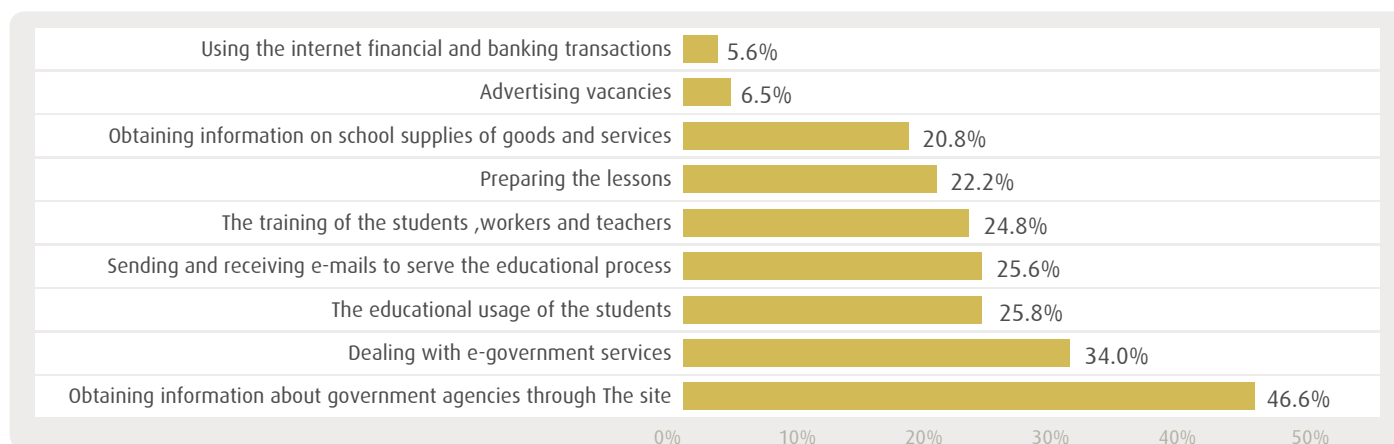
■ The percentage of using computers for educational purposes in primary schools is 92.01%, in preparatory schools is 91.03%, and in high schools is 89.78%. The total use in all schools' levels is 91.4%.



Source: The Ministry of Education 2018-2019

Internet Activities Undertaken in schools

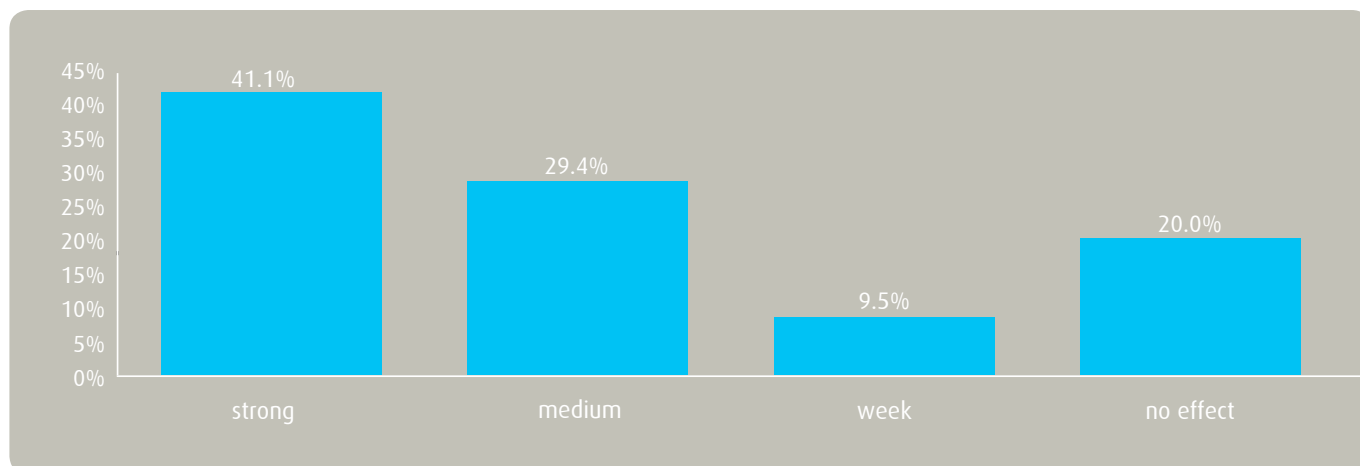
■ The percentage of using Internet in schools in obtaining information about government agencies through their websites is 46.6%, 34% in dealing with e-government services, 25.8% in students' educational usage, 25.6% in sending and receiving e-mails serving education, 24.8% in training students, workers and teachers, 22.2% in preparing lessons, 20.8% in obtaining information on school supplies, goods and services, 6.5% in advertising vacancies, and 5.6% in financial and banking transactions.



Source: The Ministry of Education 2018-2019

Contribution of Students Usage of ICT Tools in Enhancing Their Ability to Understand

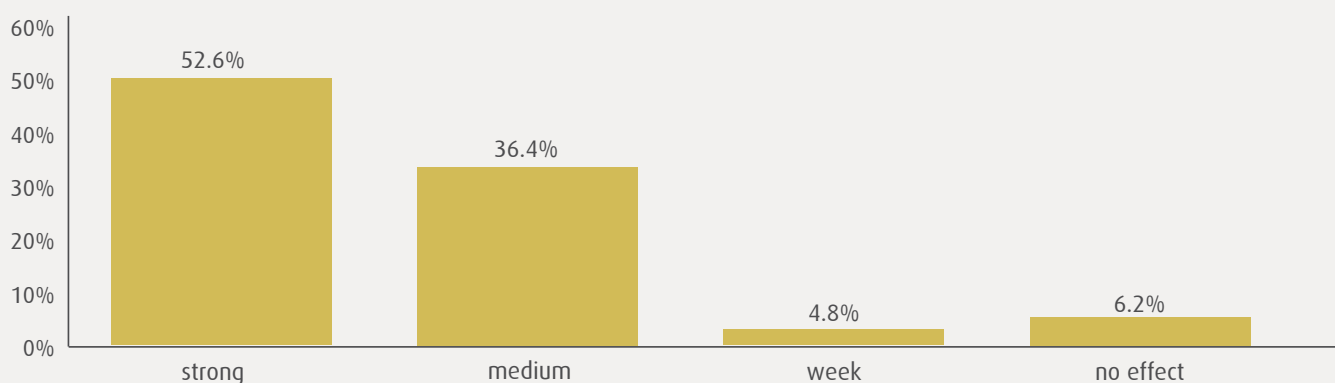
- The students' usage of ICT tools leads to a high increase in their understanding abilities by 41.1%, medium increase by 29.4% and low increase by 9.5%.



Source: MCIT survey "Usages of ICT in schools, 2018-2019"

Contribution of Teachers' Usage of ICT Tools in Enhancing Their Ability to Teach


- The teachers' usage of ICT tools leads to a high increase in their teaching abilities by 52.6%, medium increase by 36.4% and low increase by 4.8%.



Source: : MCIT survey "Usages of ICT in schools, 2018-2019"

The teacher's usage of ICT tools

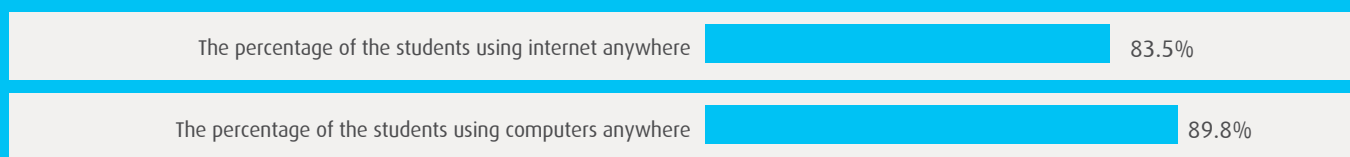
- The percentage of teachers using computers anywhere is 92%, while 93.2% of teachers use Internet anywhere.



Source: MCIT survey "Usages of ICT in schools, 2018-2019"

The student's usage of ICT tools

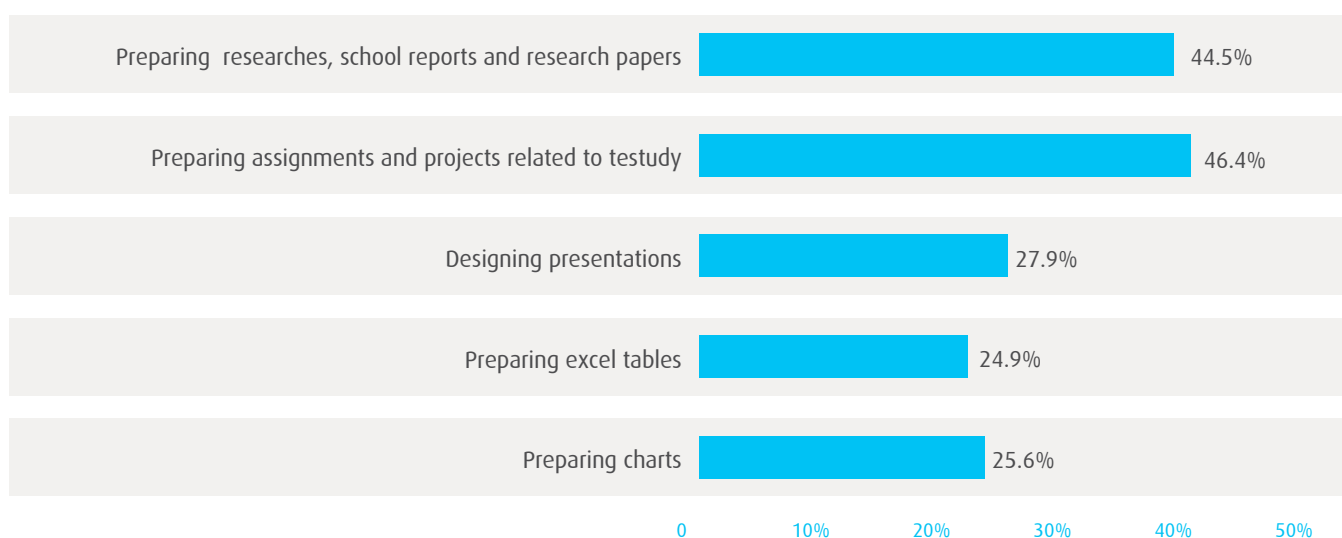
- The percentage of students using computers anywhere is 89.8%, while 83.5% of students use Internet anywhere.



Source: MCIT survey "Usages of ICT in schools, 2018-2019"

Educational Activities Undertaken by Students on Computers

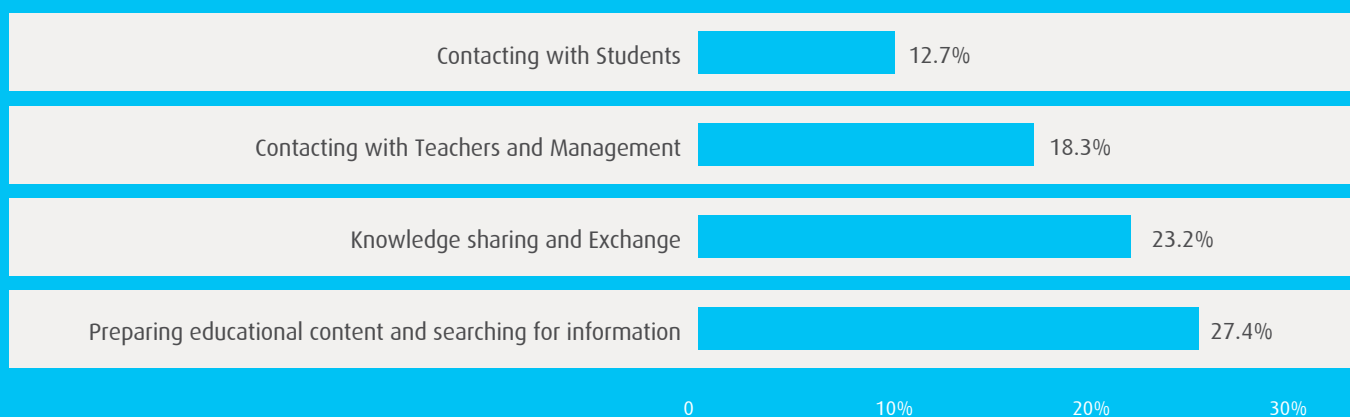
- The percentage of students' usage of computers in preparing school reports and research papers is 44.5%, in preparing assignments and projects related to the study 46.4%, in designing presentations 27.9%, in preparing excel tables 24.9%, and in preparing charts 25.6%.



Source: MCIT survey "Usages of ICT in schools, 2018-2019"

Educational Activities Undertaken by Teachers on the Internet

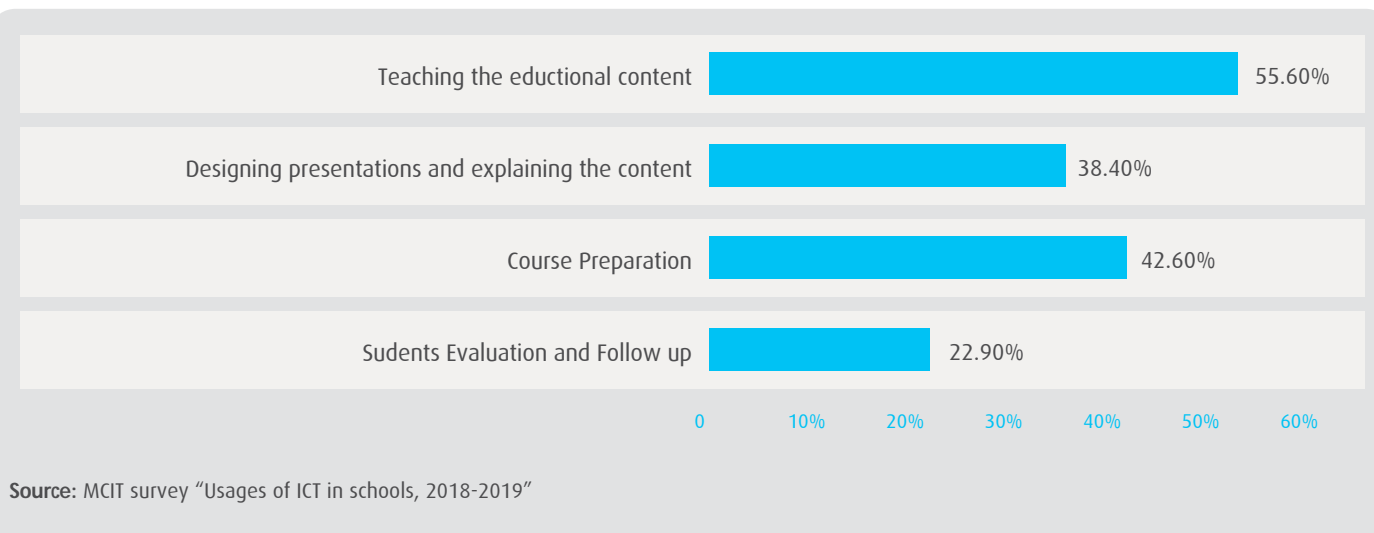
- The percentage of teachers' usage of Internet in preparing educational content and searching for information is 27.4%, sharing knowledge and experiences by communicating with others is 23.2%, e-communication with school administration or other teachers through e-mail, school website or social media networks is 18.3%, and in e-communication with students through e-mail, school website or social media networks is 12.7%.



Source: MCIT survey "Usages of ICT in schools, 2018-2019"

Educational Activities Undertaken by Teachers on Computers

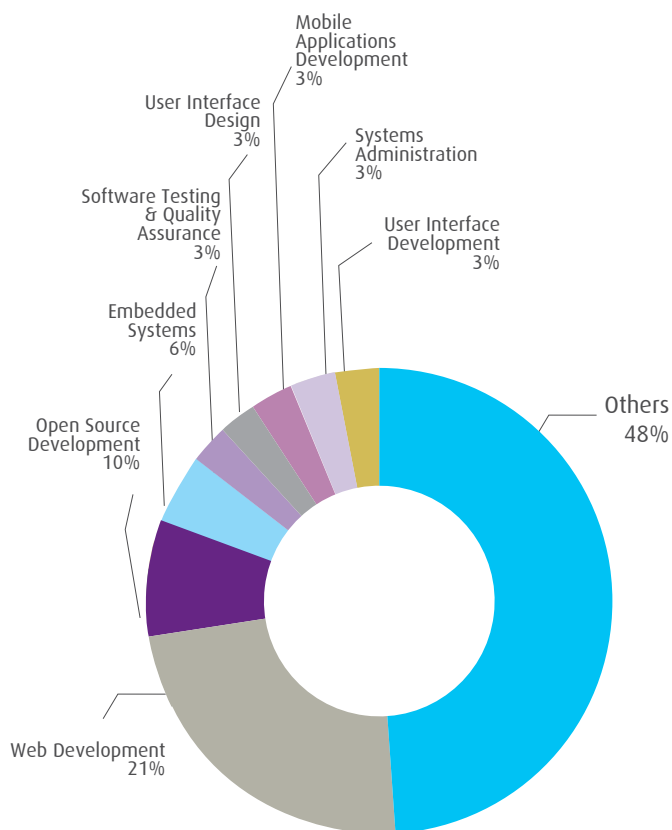
- The percentage of teachers' usage of computers in teaching the educational content is 55.6%, in designing presentations and explaining the content is 38.4%, in preparing the educational content is 42.6% and in following up and evaluating students is 22.9%



Number of Graduates of Capacity Building Program Provided by Information Technology Institute (ITI)

Training Track	July- Sep. 2019
Web Development	195
Open Source Development	89
Embedded Systems	58
Software Testing and Quality Assurance	30
User Interface Design	28
Mobile Applications Development	26
Systems Administration	25
User Interface Development	24
Others	447
Total	922

*According to the latest figures.



Source: The Ministry of Communications and Information Technology and the Information Technology Institute

ICT Sector's Infrastructure Indicators

- Mobile subscribers reached 95.34 million in October - December 2019, compared to 93.78 million in October - December 2018, representing an annual change rate of 1.66%.
- Mobile penetration reached 95.38 % in October - December 2019, compared to 95.50% in October - December 2018, representing an annual change rate of -0.12%.
- Mobile Internet subscriptions reached 39.00 million in October - December 2019, compared to 35.06 million in October - December 2018, representing an annual change rate of 11.23%.
- USB Modem subscriptions reached 3.60 million in October - December 2019, compared to 3.21 million in October - December 2018, representing an annual change rate of 12.06%.
- ADSL subscribers increased to 7.30 million in October - December 2019, compared to 6.53 million in October - December 2018, representing an annual change rate of 11.7%.

ICT Sector's Role in Development

- The percentage of preparatory schools using internet reached 61.8%, while the percentage of high schools reached 78%.
- The percentage of preparatory schools using computers for educational purposes reached 91%, while in high schools, reached 90%.
- Teachers usage of ICT tools has led to a big increase in their teaching abilities, with 52.6%.
- The number of ITI graduates till October - December 2019 reached 12.18 Thousand trainees.
- The number of graduates to receive software training till October - December 2019: 24.93 Thousands graduates.