

EGYPT

2019 ANNUAL RESEARCH: KEY HIGHLIGHTS¹

GLOBAL DATA 2018



10.4%

Total GDP contribution



319 MN

Jobs globally (1 in 10 jobs)

While the global economy grew by 3.2%, **Travel & Tourism** grew significantly more at **3.9%**

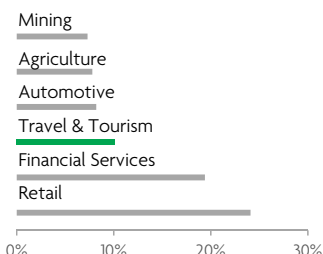
3.2%

3.9%

1 in 5 new jobs were created by Travel & Tourism over the last five years



Global GDP impact by sector (2016 data). Share of total economy GDP



EGYPT 2018 KEY DATA



CONTRIBUTION OF TRAVEL & TOURISM TO GDP

11.9% OF TOTAL ECONOMY

Total T&T GDP = EGP528.7BN (USD29.6BN)

+16.5%

2018 Travel & Tourism GDP growth



CONTRIBUTION OF TRAVEL & TOURISM TO EMPLOYMENT

2,488.4 JOBS (000's)

(9.5% of total employment)

3,229.4 JOBS (000's)

Expected in 2029



INTERNATIONAL VISITOR IMPACT

EGP218.1_{BN}

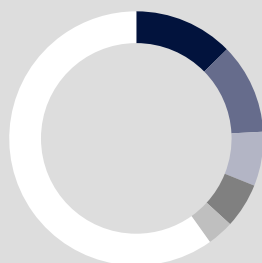
USD12.2BN in visitor spend
(27.3% of total exports)

11.7 MN

Expected international arrivals for 2019

INBOUND ARRIVALS

OUTBOUND DEPARTURES




- 1. GERMANY 13%
- 2. RUSSIAN FEDERATION 12%
- 3. UNITED KINGDOM 7%
- 4. SAUDI ARABIA 6%
- 5. ITALY 3%
- REST OF WORLD 60%



- 1. SAUDI ARABIA 39%
- 2. UNITED ARAB EMIRATES 13%
- 3. KUWAIT 11%
- 4. BAHRAIN 7%
- 5. SUDAN 3%
- REST OF WORLD 27%

Note: Data are average shares over the 2015-2017 period
Source: Oxford Economics, national sources and UNWTO

SECTOR CHARACTERISTICS (2018)



¹All values are in constant 2018 prices & exchange rates
All forecasts WTTC and Oxford Economics